



# GEORGES RIVER COLLEGE PEAKHURST CAMPUS

## CAPA FACULTY

### NOTIFICATION OF ASSESSMENT TASK

#### YEAR 8

Year: 8 Visual Arts	Subject: Visual Arts
Date Due : Term 1 Week 7 in class	Time Allowed: 4 weeks
Task Number: 1	Medium: Printmaking
Weighting: 20%	Topic: Different Faces

#### Syllabus Outcomes:

**4.1** uses a range of strategies to explore different artmaking conventions and procedures to make artworks

**4.4** recognises and uses aspects of the world as a source of ideas, concepts and subject matter in the visual arts

**4.6** selects different materials and techniques to make artworks

#### Task Description:


Students will need to create a series of prints based on the topic 'Different Faces' studied in class. Using the chosen method of printmaking studied in class, students will draw a portrait or line drawing style portrait in their VAPD and create a printing plate based on that drawing. Students will also have a chance to experiment with two tone prints when creating their prints.

#### Submission Guidelines:

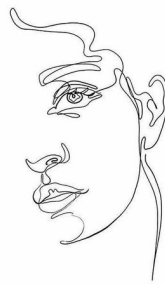
- Lead up work labelled and final drawing completed in VAPD.
- Procedure and reflection written in VAPD
- 2 x final prints using one colour
- Printing plate used for printing. Must be cleaned and handed in with final work.
- All samples and lead up work (printing pieces that may have not worked out) glued in VAPD and labelled.

#### Extension Task:

Using the same plate students are able to experiment with using two colours on different areas of the plate before printing. This creates a two tone print.




1. ZIDA 2/210 (upside down)



## Marking Criteria:

Grade	Area of Assessment -Practical
<b>A</b> <b>Outstanding</b>	Makes sophisticated prints with a perceptive understanding of how the 4 frames and conceptual framework can be used to develop meaning and represent ideas and interests around the world.
<b>B</b> <b>High</b>	Makes accomplished prints with a clear understanding of how the 4 frames and conceptual framework can be used to develop meaning and represent ideas and interests around the world.
<b>C</b> <b>Sound</b>	Makes a variety of prints with an understanding of how the 4 frames and conceptual framework can be used to develop meaning and represent ideas and interests around the world.
<b>D</b> <b>Basic</b>	Makes prints and identifies how some of the frames and conceptual framework can be used to develop meaning and represent ideas and interests around the world.
<b>E</b> <b>Limited</b>	Makes simple prints with an elementary understanding of the frames and conceptual framework.



## Marking Criteria:

Criteria:	Grade:	Rate Yourself :
Lead up work and final drawing in VAPD	/4	/4
Print one	/6	/6
Print two	/6	/6
Printing Plate	/4	/4

**TOTAL:                    /20**

## Teacher Comment:

**IMPORTANT:** This task is part of your formal assessment in this subject. Tasks not submitted on the due date will be given a zero mark and may affect the successful completion of this course. If you are sick on the due date you will have to provide a medical certificate to support your appeal. A medical certificate will need to be presented to Ms Rydstrand or your teacher on the morning of the first day you are back at school.